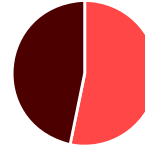


# SCHOOL OF ARCHITECTURE, PLANNING AND PRESERVATION

## UNDERGRADUATES: 201

< 1% OF ALL UMD UNDERGRADUATES

Race/Ethnicity	Female	Male	TOTAL
White:U.S.	57	51	108
Black or African American:U.S.	15	13	28
Asian:U.S.	11	12	23
American Indian or Alaska Native:U.S.	-	-	-
Native Hawaiian or Other Pacific Islander:U.S.	-	-	-
Hispanic:U.S.	15	9	24
Unknown:U.S.	-	-	-
Two or More:U.S.	7	7	14
Foreign	2	2	4
<b>TOTAL</b>	<b>107</b>	<b>94</b>	<b>201</b>



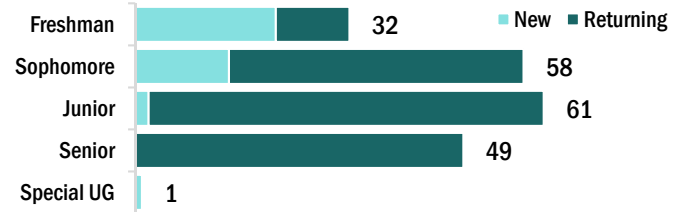
53% Female  
47% Male



44% Minority:U.S.  
2% International



98% Full-time  
2% Part-time

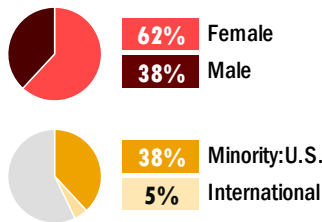


### 1-YEAR RETENTION RATE (FALL 2014 COHORT)



## NEW FIRST-TIME STUDENTS: 21

< 1% OF ALL UMD NEW FIRST-TIME STUDENTS



SAT SCORES:	MATH	CRITICAL READING	COMBINED MATH + READING
25 <sup>TH</sup> PERCENTILE	635	570	1213
75 <sup>TH</sup> PERCENTILE	688	658	1395

AVERAGE HIGH SCHOOL WEIGHTED GPA: 4.23

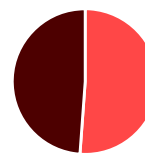
71% ENTERED UMD WITH COLLEGE CREDIT.

AVERAGE NO. OF CREDITS TRANSFERRED: 19.7

## GRADUATE STUDENTS: 264

2% OF ALL UMD GRADUATE STUDENTS

Race/Ethnicity	Female	Male	TOTAL
White:U.S.	59	71	130
Black or African American:U.S.	18	16	34
Asian:U.S.	15	8	23
American Indian or Alaska Native:U.S.	-	-	-
Native Hawaiian or Other Pacific Islander:U.S.	-	-	-
Hispanic:U.S.	10	12	22
Unknown:U.S.	6	6	12
Two or More:U.S.	3	3	6
Foreign	24	13	37
<b>TOTAL</b>	<b>135</b>	<b>129</b>	<b>264</b>



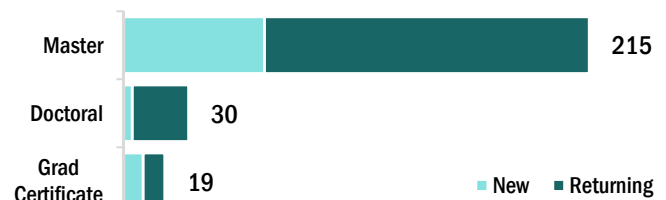
51% Female  
49% Male



32% Minority:U.S.  
14% International



67% Full-time  
33% Part-time



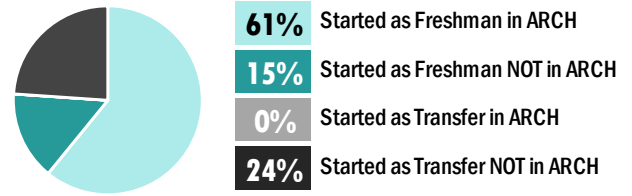
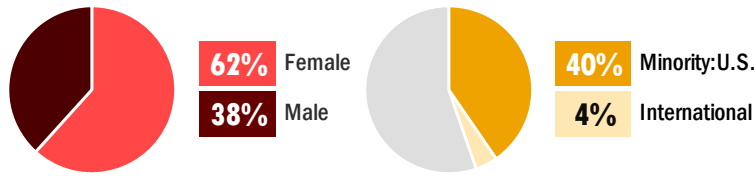
FALL 2015 ENROLLMENTS

# SCHOOL OF ARCHITECTURE, PLANNING AND PRESERVATION

FY2015 DEGREES AWARDED

## BACHELOR'S DEGREES: 47

< 1% OF ALL UMD BACHELOR'S DEGREES



### 4-YEAR GRADUATION RATE (FALL 2011 COHORT)

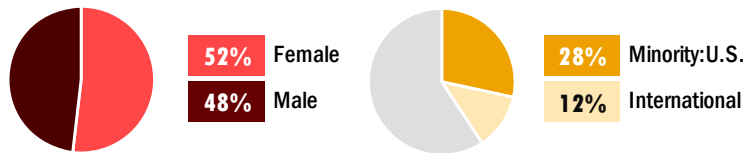


### 6-YEAR GRADUATION RATE (FALL 2009 COHORT)



## MASTER'S DEGREES: 81

3% OF ALL UMD MASTER'S DEGREES



## DOCTORAL DEGREES: 0

NO DOCTORAL DEGREES AWARDED IN FY2015



FALL 2015 FACULTY

## FACULTY: 74

2% OF ALL UMD FACULTY

	Female	Male	TOTAL
Faculty - Primarily Instruction	18	35	53
Full-time	8	14	22
Part-time	10	21	31
Faculty - Primarily Research	10	11	21
Full-time	9	9	18
Part-time	1	2	3
<b>TOTAL</b>	<b>28</b>	<b>46</b>	<b>74</b>

