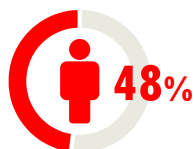


UMD COLLEGE PROFILE: COLLEGE OF BEHAVIORAL & SOCIAL SCIENCES

In the College of Behavioral and Social Sciences, our mission is to provide a stimulating environment where faculty and students can explore the human condition through the tools of research, teaching and service. Our research spans the life cycle and reaches across the globe as faculty and students explore health and culture, our social, political, legal and economic institutions, and the environment.

4,442 UNDERGRADUATES

56.8% ----- WHITE:U.S.
 13.6% ----- BLACK OR AFRICAN AMERICAN:U.S.
 11.2% ----- ASIAN:U.S.
 0.2% ---- AMERICAN INDIAN OR ALASKA NATIVE:U.S.
 0.1% - NATIVE HAWAIIAN OR OTHER PACIFIC ISLANDER:U.S.
 9.9% ----- HISPANIC:U.S.
 3.1% ----- UNKNOWN:U.S.
 2.6% ----- TWO OR MORE:U.S.
 2.5% ----- FOREIGN



- The statistics above represent primary majors only. In addition to the 4,442 primary majors, the College of Behavioral and Social Sciences is also home to an **additional 456 students** who are double majors with their primary major in another college.
- With a total of **4,898 undergraduates**, approximately **18.5%** or **nearly 1 out of every 5 undergraduate students** on campus are a behavioral and social sciences major.

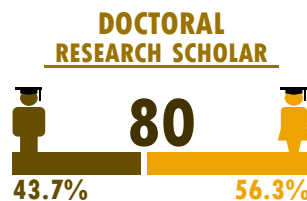
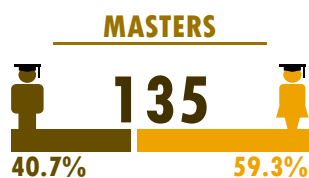
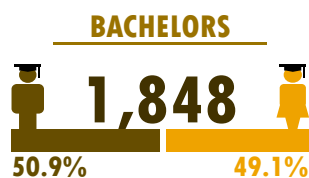
890 GRADUATE STUDENTS

54.4% ----- WHITE:U.S.
 4.6% ----- BLACK OR AFRICAN AMERICAN:U.S.
 5.1% ----- ASIAN:U.S.
 0.2% ---- AMERICAN INDIAN OR ALASKA NATIVE:U.S.
 0.3% - NATIVE HAWAIIAN OR OTHER PACIFIC ISLANDER:U.S.
 4.6% ----- HISPANIC:U.S.
 3.7% ----- UNKNOWN:U.S.
 1.7% ----- TWO OR MORE:U.S.
 25.4% ----- FOREIGN

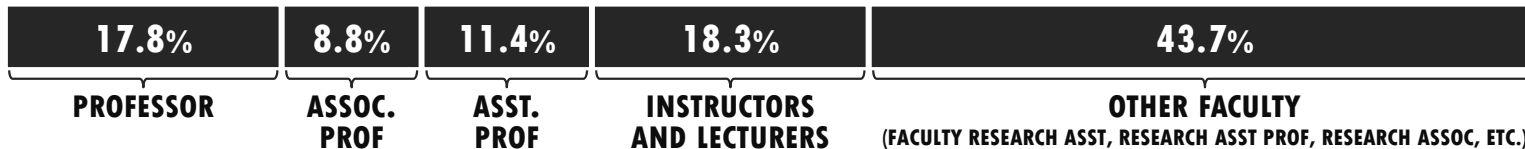


- In 2013, U.S. News & World Report once again ranked UMD's graduate program in Criminology & Criminal Justice **first in the nation**.

2,067 DEGREES AWARDED



535 FACULTY



UMD COLLEGE PROFILE: COLLEGE OF BEHAVIORAL & SOCIAL SCIENCES

ENROLLMENTS & DEGREES AWARDED BROKEN DOWN BY GENDER

Enrollments and degrees awarded are based solely on primary major. Counts would be higher if inclusive of students with secondary BSOS major/degree. Doctoral degrees include both Doctoral-Research Scholar and Doctoral-Professional Practice.

DEPARTMENT	ENROLLMENTS (FALL 2012)		DEGREES AWARDED (FY 2012)		
	UNDERGRADS	GRAD STUDENTS	BACHELORS	MASTERS	DOCTORAL
AFRICAN-AMERICAN STUDIES	12 25.0% (M) 75.0% (F)	NO GRADUATE PROGRAM	12 50.0% (M) 50.0% (F)	NO MASTERS DEGREES AWARDED	NO DOCTORAL DEGREES AWARDED
ANTHROPOLOGY	131 30.5% (M) 69.5% (F)	40 30.0% (M) 70.0% (F)	43 23.3% (M) 76.7% (F)	9 33.3% (M) 66.7% (F)	NO DOCTORAL DEGREES AWARDED
CRIMINOLOGY & CRIMINAL JUSTICE	790 58.2% (M) 41.8% (F)	89 38.2% (M) 61.8% (F)	436 61.0% (M) 39.0% (F)	19 36.8% (M) 63.2% (F)	5 40.0% (M) 60.0% (F)
ECONOMICS	880 71.8% (M) 28.2% (F)	110 68.2% (M) 31.8% (F)	419 70.6% (M) 29.4% (F)	20 65.0% (M) 35.0% (F)	24 58.3% (M) 41.7% (F)
GEOGRAPHICAL SCIENCES	160 69.4% (M) 30.6% (F)	175 62.9% (M) 37.1% (F)	76 63.2% (M) 36.8% (F)	16 75.0% (M) 25.0% (F)	7 42.9% (M) 57.1% (F)
GOVERNMENT & POLITICS	896 50.2% (M) 49.8% (F)	126 57.9% (M) 42.1% (F)	331 54.1% (M) 45.9% (F)	16 43.8% (M) 56.3% (F)	15 66.7% (M) 33.3% (F)
HEARING & SPEECH SCIENCES	193 2.1% (M) 97.9% (F)	95 7.4% (M) 92.6% (F)	86 1.2% (M) 98.8% (F)	23 4.3% (M) 95.7% (F)	7 14.3% (M) 85.7% (F)
JOINT PROGRAM IN SURVEY METHODOLOGY	NO UNDERGRAD PROGRAM	38 36.8% (M) 63.2% (F)	NO BACHELORS DEGREES AWARDED	16 50.0% (M) 50.0% (F)	2 0.0% (M) 100.0% (F)
PSYCHOLOGY	1,013 27.4% (M) 72.6% (F)	72 18.1% (M) 81.9% (F)	323 26.6% (M) 73.4% (F)	5 0.0% (M) 100.0% (F)	9 11.1% (M) 88.9% (F)
SOCIOLOGY	348 42.2% (M) 57.8% (F)	82 36.6% (M) 63.4% (F)	122 39.3% (M) 60.0% (F)	11 36.4% (M) 63.6% (F)	6 16.7% (M) 83.3% (F)
COLLEGE OF BEHAVIORAL & SOCIAL SCIENCES	19 44.3% (M) 55.7% (F)	63 50.8% (M) 49.2% (F)	NO BACHELORS DEGREES AWARDED	NO MASTERS DEGREES AWARDED	9 33.3% (M) 66.7% (F)

BSOS students not housed in a specific department. At the undergraduate level, these students are BSOS Undecided, a transitional status as a student is changing their current BSOS major to another. At the graduate level, this includes the Graduate Certificate in Terrorism Analysis and the Doctoral program in Neurosciences and Cognitive Sciences.