

UNIVERSITY OF MARYLAND CAMPUS OVERVIEW

FOUNDED IN 1856

FLAGSHIP SCHOOL OF UNIVERSITY SYSTEM OF MARYLAND

1,250 ACRE CAMPUS

12 ACADEMIC COLLEGES AND SCHOOLS

91 BACHELOR DEGREE PROGRAMS | 102 MASTERS DEGREE PROGRAMS | 82 DOCTORAL DEGREE PROGRAMS

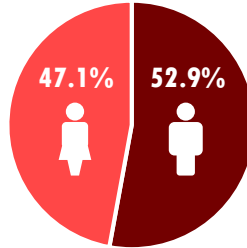
37,272
TOTAL STUDENTS

26,658

UNDERGRADUATE
STUDENTS

10,614

GRADUATE
STUDENTS



17,560
FEMALE
STUDENTS

19,712
MALE
STUDENTS

WHITE:U.S.	18,938	50.8%
BLACK OR AFRICAN AMERICAN:U.S.	4,104	11.0%
ASIAN:U.S.	4,838	13.0%
AMERICAN INDIAN OR ALASKA NATIVE:U.S.	47	0.1%
NATIVE HAWAIIAN OR OTHER PACIFIC ISLANDER:U.S.	28	0.1%
HISPANIC:U.S.	2,730	7.3%
UNKNOWN:U.S.	1,295	3.5%
TWO OR MORE:U.S.	1,139	3.1%
FOREIGN	4,153	11.1%

UMD HAS STUDENTS FROM ALL **50** STATES AND **122** DIFFERENT COUNTRIES.

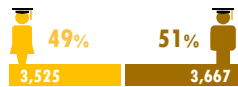
76.6% OF ALL UMD UNDERGRADUATES ARE MARYLAND RESIDENTS.

FIRST-YEAR UNDERGRADUATE RETENTION RATE: **94.7%**

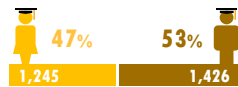
Enrollments and figures are from Fall 2013. 1-year retention rate is based upon full time, degree-seeking, new first-time students entering in Fall 2012.

10,576
TOTAL DEGREES
AWARDED

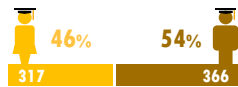
7,192
BACHELORS



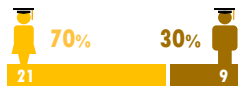
2,671
MASTERS



683
DOCTORAL
RESEARCH SCHOLAR



30
DOCTORAL
PROFESSIONAL PRACTICE



FOUR-YEAR UNDERGRADUATE GRADUATION RATE



SIX-YEAR UNDERGRADUATE GRADUATION RATE



Degree data is from FY2013. 4-year and 6-year graduation rates are based upon full time, degree-seeking, new first-time students entering in Fall 2009 and Fall 2007 respectively.

4,410
TOTAL FACULTY

- 3 NOBEL LAUREATES
- 5 PULITZER PRIZE WINNERS
- 49 MEMBERS OF THE NATIONAL ACADEMIES

STUDENT-FACULTY RATIO:



Faculty and award data based on Fall 2013 data.