

UNIVERSITY OF MARYLAND CAMPUS OVERVIEW

FOUNDED IN 1856

FLAGSHIP SCHOOL OF UNIVERSITY SYSTEM OF MARYLAND

1,250 ACRE CAMPUS

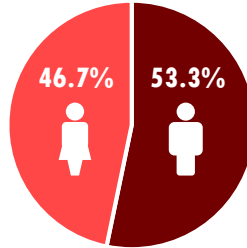
12 ACADEMIC COLLEGES AND SCHOOLS

91 BACHELOR DEGREE PROGRAMS | 106 MASTERS DEGREE PROGRAMS | 83 DOCTORAL DEGREE PROGRAMS

37,610
TOTAL STUDENTS

27,056
UNDERGRADUATE STUDENTS

10,554
GRADUATE STUDENTS



17,580
FEMALE STUDENTS

20,030
MALE STUDENTS

| | | |
|--|---------------|-------|
| WHITE:U.S. | 18,654 | 49.6% |
| BLACK OR AFRICAN AMERICAN:U.S. | 4,206 | 11.2% |
| ASIAN:U.S. | 4,995 | 13.3% |
| AMERICAN INDIAN OR ALASKA NATIVE:U.S. | 47 | 0.1% |
| NATIVE HAWAIIAN OR OTHER PACIFIC ISLANDER:U.S. | 29 | 0.1% |
| HISPANIC:U.S. | 2,914 | 7.7% |
| UNKNOWN:U.S. | 1,210 | 3.2% |
| TWO OR MORE:U.S. | 1,242 | 3.3% |
| FOREIGN | 4,313 | 11.5% |

UMD HAS STUDENTS FROM ALL **50** STATES AND **114** DIFFERENT COUNTRIES.

76.9% OF ALL UMD UNDERGRADUATES ARE MARYLAND RESIDENTS.

FIRST-YEAR UNDERGRADUATE RETENTION RATE: **95.7%**

Enrollments and figures are from Fall 2014. 1-year retention rate is based upon full time, degree-seeking, new first-time students entering in Fall 2013.

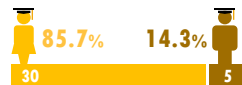
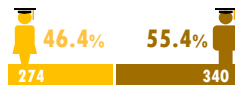
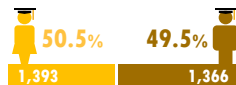
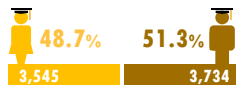
10,687
TOTAL DEGREES AWARDED

7,279
BACHELORS

2,759
MASTERS

614
DOCTORAL RESEARCH SCHOLAR

35
DOCTORAL PROFESSIONAL PRACTICE



FOUR-YEAR UNDERGRADUATE GRADUATION RATE

SIX-YEAR UNDERGRADUATE GRADUATION RATE



Degree data is from FY2014. 4-year and 6-year graduation rates are based upon full time, degree-seeking, new first-time students entering in Fall 2010 and Fall 2008 respectively.

4,467
TOTAL FACULTY

- 3** NOBEL LAUREATES
- 6** PULITZER PRIZE WINNERS
- 48** MEMBERS OF THE NATIONAL ACADEMIES

STUDENT-FACULTY RATIO:



Faculty and award data based on Fall 2014 data.