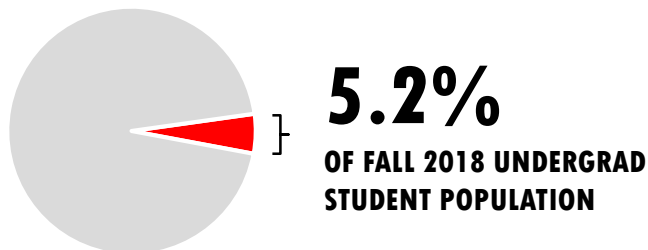
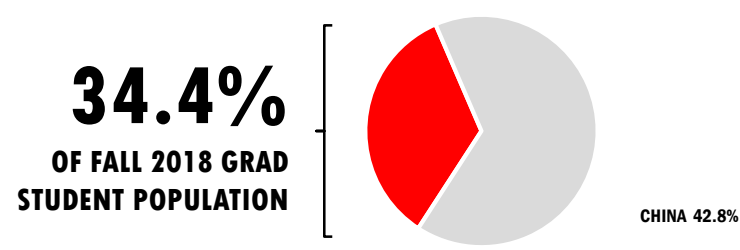


WHERE UMD STUDENTS COME FROM: FOREIGN STUDENTS

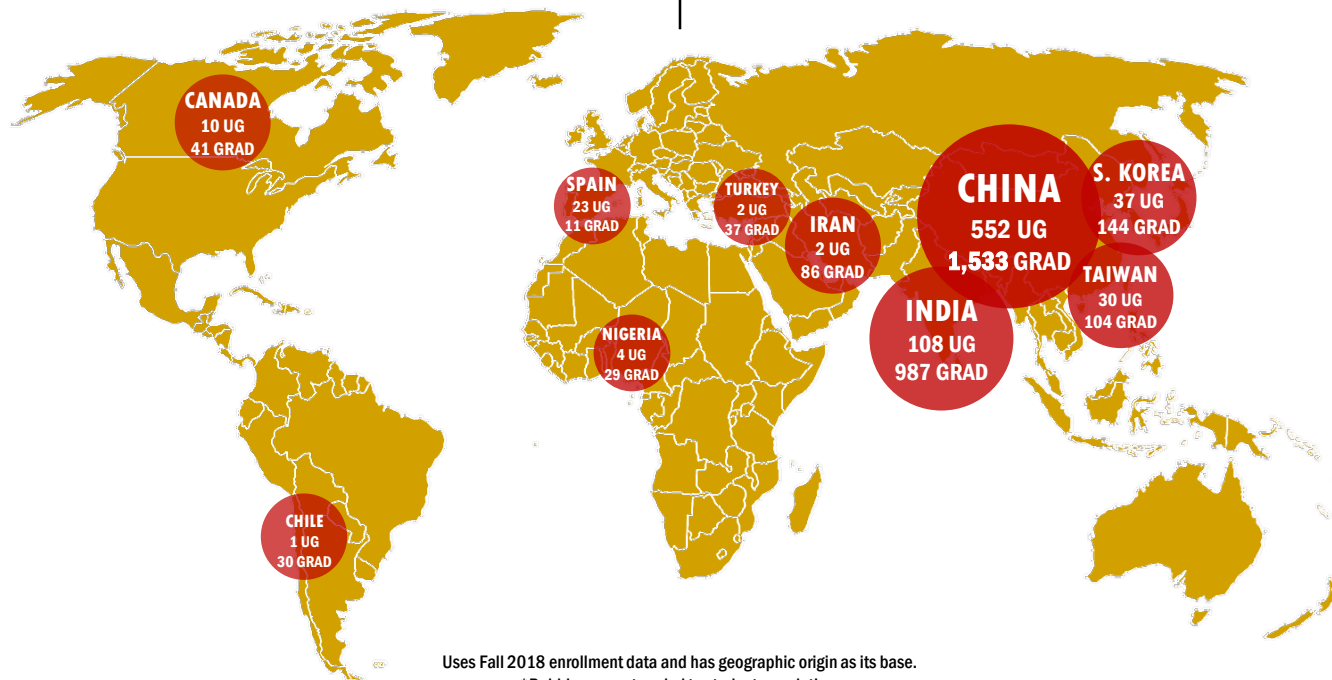
FOREIGN UNDERGRAD STUDENTS



FOREIGN GRADUATE STUDENTS



55.1% CHINA



CHINA 42.8%

10.8% INDIA

INDIA 27.6%

3.7% SOUTH KOREA

SOUTH KOREA 4.0%

3.0% TAIWAN

TAIWAN 2.9%

2.3% SPAIN

IRAN 2.4%

2.1% MALAYSIA

CANADA 1.1%

1.9% DENMARK

TURKEY 1.0%

Uses Fall 2018 enrollment data and has geographic origin as its base.
*Bubbles are not scaled to student population.

FOREIGN COUNTRIES REPRESENTED IN FALL 2018 STUDENT POPULATION: 123

21.1%
COUNTRIES WITH 15
STUDENTS OR LESS

COUNTRIES WITH
30 STUDENTS 18.1%
OR LESS

- ALGERIA • ARGENTINA • AUSTRALIA • AUSTRIA • BAHAMAS • BAHRAIN • BANGLADESH • BARBADOS • BELARUS • BELGIUM • BERMUDA • BOLIVIA • BOTSWANA • BRAZIL
BULGARIA • BURKINA FASO • BURMA (MYANMAR) • CAMEROON • CANADA • CENTRAL AFRICAN REPUBLIC • CHAD • CHILE • CHINA • COLOMBIA • COMORO ISLANDS
CONGO (KINSHASA) • COSTA RICA • COTE D IVOIRE • CROATIA • CYPRUS • DENMARK • DOMINICA • DOMINICAN REPUBLIC • ECUADOR • EGYPT • EL SALVADOR • ESTONIA
ETHIOPIA • FIJI ISLANDS • FRANCE • GABON • GAMBIA • GEORGIA • GERMANY • GHANA • GREECE • GRENADA • GUATEMALA • HONDURAS • HONG KONG • HUNGARY
ICELAND • INDIA • INDONESIA • IRAN • IRELAND • ISRAEL • ITALY • JAMAICA • JAPAN • JORDAN • KAZAKHSTAN • KENYA • NORTH KOREA • SOUTH KOREA • KUWAIT
LATVIA • LEBANON • LIBERIA • LUXEMBOURG • MACAU • MADAGASCAR • MALAYSIA • MAURITANIA • MAURITANIA • MEXICO • MONGOLIA • MONTENEGRO • MOROCCO • MOZAMBIQUE
NAMIBIA • NEPAL • NETHERLANDS • NEW ZEALAND • NIGERIA • NORWAY • PAKISTAN • PANAMA • PARAGUAY • PERU • PHILIPPINES • POLAND • PORTUGAL • ROMANIA
RUSSIA • RWANDA • SAUDI ARABIA • SENEGAL • SERBIA • SEYCHELLES • SINGAPORE • SLOVAK REPUBLIC • SLOVENIA • SOUTH AFRICA • SPAIN • SRI LANKA
SUDAN • SWEDEN • SWITZERLAND • SYRIA • TAIWAN, REPUBLIC OF CHINA • TAJIKISTAN • THAILAND • TRINIDAD & TOBAGO • TURKEY • UGANDA • UKRAINE
UNITED ARAB EMIRATES • UNITED KINGDOM • UZBEKISTAN • VENEZUELA • VIETNAM • ZAMBIA • ZIMBABWE